

***Faro***



***Light in  
movement***

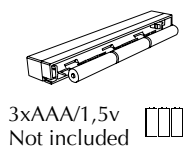




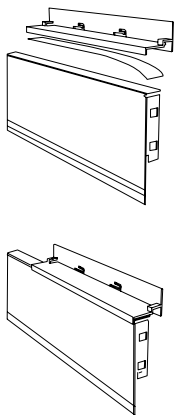
### Many advantages:

- Automatic movement actuation with patented sensor and electronic chip
- Bright last generation LED spaced and orientated to illuminate the content of your drawers
- Low consumption set up for 20.000 cycles of 15 sec of illumination on a single set of standard AAA batteries
- Easy to fix on drawer back walls in metal or chipboard
- Simple access for change of batteries

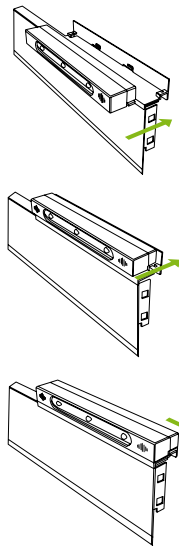
#### 1 Batteries



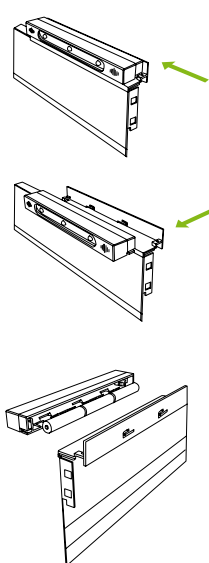
#### 2 Support



#### 3 Assembly



#### 4 Disassembly



### Easy to assemble:

- Mark the centre of the drawer back
- Remove the base of the light by pulling laterally on the casing
- On metal back, clip the base over the top lip of the back at the mark done before
- On wooden back, use the self-adhesive pads, position the base and press it onto the top edge of the drawer back
- Secure the batteries or remove the paper safety strip and slide the casing onto the base until it clips into position

